



Floato™ is the patented, easy-to-personalize, retail-friendly photo balloon, available exclusively from Anagram.

Floato™ does not require an expensive professional-grade printer or software, or any specialized training to use.

Floato™ can be printed in minutes and can be sold for a compelling, affordable price (MSRP \$19.99).

Floato™ provides a simple way to individually personalize balloons.

Floato™ can be printed on an inexpensive inkjet printer.

Floato™ comes with elegant, easy-to-use software that has been specially developed to make designing images a fun, creative experience. This software is available FREE for download from Anagram.

Floato™ is produced to the highest possible standards and packaged in a strong, vacuum-sealed bag, guaranteeing it arrives at the retailer in perfect condition.

Floato™ is dry to the touch virtually instantly.

Floato™ can be printed in about 3 minutes.

Floato™ Ink costs can be minimal; about 50¢ per balloon.

Floato™ can be sold printed and inflated, or flat and ready for shipment.

Floato™ Photo Balloons are available in two standard formats.

Floato™ 29784-**73** is intended to be printed with the Canon Pixma Pro-100 inkjet printer or Epson Workforce WF-7110 and is supplied in a trade package, packed 5 to a vacuum-bag.

Floato™ 29784-**76** is intended to be printed with the Epson Stylus Pro 4900 and Epson SureColor P5000 inkjet printers and is supplied in a trade package, packed 20 to a vacuum-bag. The Epson printer is a more expensive, professional-grade machine and requires additional set-up.



Floato™ is produced under license by Anagram Balloons

anagramballoons.com



Anagram International, Inc.
A division of Amscan®
7700 Anagram Drive
Minneapolis, MN 55344-7305 USA

Phone: 952-949-5600
Fax: 952-874-3082
Customer Service: 800-554-4711



choose a photo

add message

print

inflate



Anagram recommends the use of 3 Inkjet Printer Models with Floato™.



Epson Workforce WF-7110 inkjet printer
(Purchase price approximate: \$180.00)
29784-**73** • P73
17"/43cm x 17"/43cm
UPC: 0 26635 29784 4



Canon Pixma Pro-100 inkjet printer
(Purchase price approximate: \$375.00)
29784-**73** • P73
17"/43cm x 17"/43cm
UPC: 0 26635 29784 4



Epson SureColor P5000 inkjet printer
(Purchase price approximate: \$1800.00)
29784-**76** • P73
17"/43cm x 17"/43cm
UPC: 0 26635 29784 4

IMPORTANT: Anagram assumes no responsibility for results when any printer model other than those recommended are used.

To print Floato™ 29784-73 with the Epson Workforce WF-7110 inkjet printer and the free Floato™ App 2.0.

1 setup




Connect the printer and apply the specified settings.
see separate instructions

2 download



Download the App. in either Windows or Apple format from Anagram, free-of-charge, and install on computer as directed.

3 open



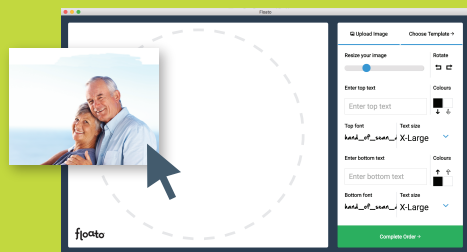
When ready to print, carefully cut open the plastic bag and remove a single Floato™.

4 load printer

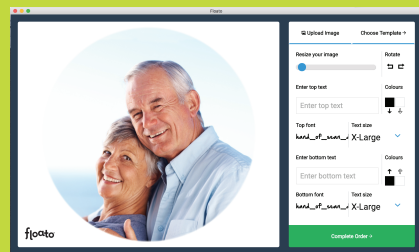


To print Floato™, place the balloon into the printer with arrows pointing downward towards the printer.

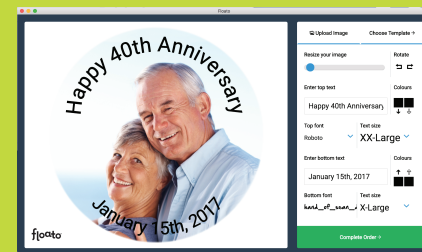
5 using the app 2.0



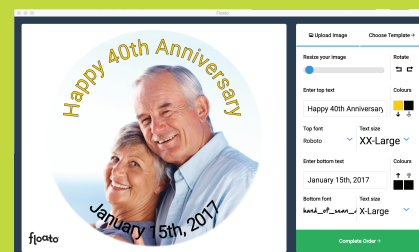
1. "Drag" your photo (jpeg) or "open" into the display window.



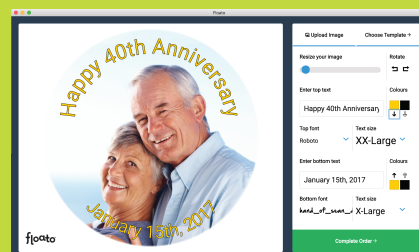
2. Adjust the size of the image with the bar at the top right and placement by dragging within the "circle".



3. Type your message in the "Top Text" and "Bottom Text" boxes. Choose from 8 different fonts.



4. Choose the color of the text and its outline by clicking on the "color picker". Top and bottom text can be different fonts and colors.



5. Then click "Print" – the big green bar at the bottom right – and select the correct printer and settings.

6 printing complete

Remove the balloon from the printer tray after the printing is complete.




7 remove balloon



A. Remove the balloon from the paper carrier assembly.

Slowly and gently peel the top sheet from the folded balloon.



B. Slowly unfold the balloon "flaps" from the carrier paper and slowly peel the paper from the balloon.

8 Floato™ is ready for helium and a ribbon!



app 2.0

Celebrate your special occasions by choosing from these templates!



more to come...

IMPORTANT! Floato™ CANNOT be printed with a laserjet printer. The heat produced by laserjet printers will damage the Floato™ balloon.